

Schoology Mobile App

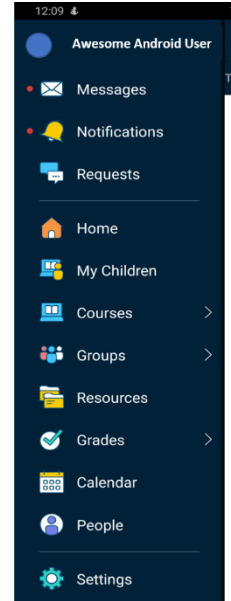
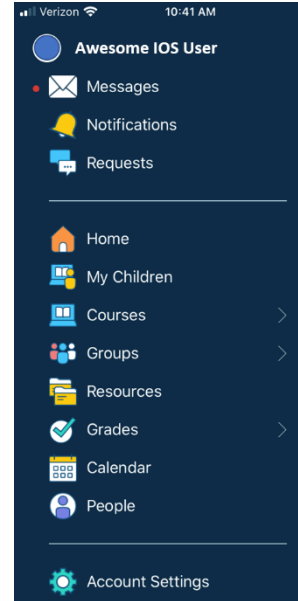
Applications for Students and Parents



The main menu in the Schoology Mobile App allows users to access everything they need. Using the three lines in the top left-hand corner, users can access the main drop-down menu. From here users can access messages, notifications, courses, groups, grades, and more.



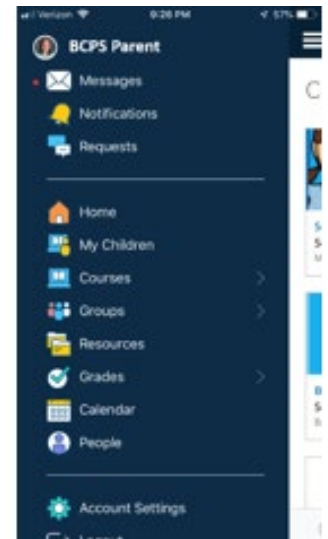

Applications for Students



The mobile app can be helpful to students that need quick access on the go. Students can use the app to quickly pop in to check messages, notifications, or course updates. The mobile app can also be helpful to students when submitting assignments. If students are asked to submit a photo of their work, they can easily pull photos from the camera roll of the device to attach to Schoology assignments. The mobile app is also great for adding media to Schoology media albums as it makes it easy for students to directly access and add images stored on their phone.



Applications for Parents



The mobile app is a great way for parents to quickly view and access Schoology to view student accounts. Parents must be connected to their students in BCPS One to have access to their students in Schoology. Parents can easily toggle to view student accounts using the My Children option in the main menu.